

# FORM NO. MGT-7

[Pursuant to sub-Section(1) of section 92 of the Companies Act, 2013 and sub-rule (1) of rule 11of the Companies (Management and Administration) Rules, 2014]



# Annual Return

Form language  English  Hindi

Refer the instruction kit for filing the form.

## I. REGISTRATION AND OTHER DETAILS

(i) \* Corporate Identification Number (CIN) of the company

L65110TN1904PLC001287

Pre-fill

Global Location Number (GLN) of the company

\* Permanent Account Number (PAN) of the company

AAACC1287E

(ii) (a) Name of the company

CITY UNION BANK LIMITED

(b) Registered office address

149, BIG STREET, KUMBAKONAM, TANJORE DISTT  
TANJORE DISTT  
TANJORE DISTT  
Tamil Nadu  
000000

(c) \*e-mail ID of the company

shares@cityunionbank.com

(d) \*Telephone number with STD code

04352432322

(e) Website

www.cityunionbank.com

(iii) Date of Incorporation

31/10/1904

(iv)	Type of the Company	Category of the Company	Sub-category of the Company
	Public Company	Company limited by shares	Indian Non-Government company

(v) Whether company is having share capital

Yes  No

(vi) \*Whether shares listed on recognized Stock Exchange(s)

Yes  No

(a) Details of stock exchanges where shares are listed

S. No.	Stock Exchange Name	Code
1	NATIONAL STOCK EXCHANGE OF INDIA LIMITED	1,024
2	BSE LIMITED	1

(b) CIN of the Registrar and Transfer Agent

U72400TG2017PTC117649

Pre-fill

Name of the Registrar and Transfer Agent

KFIN TECHNOLOGIES PRIVATE LIMITED

Registered office address of the Registrar and Transfer Agents

Selenium, Tower B, Plot No- 31 & 32,  
Financial District, Nanakramguda, Serilingampally

(vii) \*Financial year From date 01/04/2019 (DD/MM/YYYY) To date 31/03/2020 (DD/MM/YYYY)

(viii) \*Whether Annual general meeting (AGM) held  Yes  No

(a) If yes, date of AGM 14/08/2020

(b) Due date of AGM 30/09/2020

(c) Whether any extension for AGM granted  Yes  No

## II. PRINCIPAL BUSINESS ACTIVITIES OF THE COMPANY

\*Number of business activities 1

S.No	Main Activity group code	Description of Main Activity group	Business Activity Code	Description of Business Activity	% of turnover of the company
1	K	Financial and insurance Service	K1	Banking activities by Central, Commercial and Saving banks	100

## III. PARTICULARS OF HOLDING, SUBSIDIARY AND ASSOCIATE COMPANIES (INCLUDING JOINT VENTURES)

\*No. of Companies for which information is to be given 0

Pre-fill All

S.No	Name of the company	CIN / FCRN	Holding/ Subsidiary/Associate/ Joint Venture	% of shares held
1				

## IV. SHARE CAPITAL, DEBENTURES AND OTHER SECURITIES OF THE COMPANY

**(i) \*SHARE CAPITAL****(a) Equity share capital**

Particulars	Authorised capital	Issued capital	Subscribed capital	Paid up capital
Total number of equity shares	1,000,000,000	737,319,221	737,319,221	737,319,221
Total amount of equity shares (in Rupees)	1,000,000,000	737,319,221	737,319,221	737,319,221

Number of classes

1

Class of Shares	Authorised capital	Issued capital	Subscribed capital	Paid up capital
<b>EQUITY</b>				
Number of equity shares	1,000,000,000	737,319,221	737,319,221	737,319,221
Nominal value per share (in rupees)	1	1	1	1
Total amount of equity shares (in rupees)	1,000,000,000	737,319,221	737,319,221	737,319,221

**(b) Preference share capital**

Particulars	Authorised capital	Issued capital	Subscribed capital	Paid-up capital
Total number of preference shares	0	0	0	0
Total amount of preference shares (in rupees)	0	0	0	0

Number of classes

0

Class of shares	Authorised capital	Issued capital	Subscribed capital	Paid up capital
Number of preference shares				
Nominal value per share (in rupees)				
Total amount of preference shares (in rupees)				

**(c) Unclassified share capital**

Particulars	Authorised Capital
Total amount of unclassified shares	0

**(d) Break-up of paid-up share capital**

Class of shares	Number of shares	Total nominal amount	Total Paid-up amount	Total premium
<b>Equity shares</b>				
At the beginning of the year	734,500,818	734,500,818	734,500,818	

<b>Increase during the year</b>	2,818,403	2,818,403	2,818,403	230,333,804.21
i. Public Issues	0	0	0	0
ii. Rights issue	0	0	0	0
iii. Bonus issue	0	0	0	0
iv. Private Placement/ Preferential allotment	0	0	0	0
v. ESOPs	2,818,403	2,818,403	2,818,403	230,333,804.21
vi. Sweat equity shares allotted	0	0	0	
vii. Conversion of Preference share	0	0	0	0
viii. Conversion of Debentures	0	0	0	0
ix. GDRs/ADRs	0	0	0	0
x. Others, specify	0	0	0	
NA				
<b>Decrease during the year</b>	0	0	0	0
i. Buy-back of shares	0	0	0	0
ii. Shares forfeited	0	0	0	0
iii. Reduction of share capital	0	0	0	0
iv. Others, specify	0	0	0	
NA				
<b>At the end of the year</b>	737,319,221	737,319,221	737,319,221	
<b>Preference shares</b>				
<b>At the beginning of the year</b>	0	0	0	
<b>Increase during the year</b>	0	0	0	0
i. Issues of shares	0	0	0	0
ii. Re-issue of forfeited shares	0	0	0	0
iii. Others, specify	0	0	0	
NA				
<b>Decrease during the year</b>	0	0	0	0
i. Redemption of shares	0	0	0	0

ii. Shares forfeited	0	0	0	0
iii. Reduction of share capital	0	0	0	0
iv. Others, specify	0	0	0	
NA				
<b>At the end of the year</b>	0	0	0	

(ii) Details of stock split/consolidation during the year (for each class of shares)

0

Class of shares		(i)	(ii)	(iii)
Before split / Consolidation	Number of shares			
	Face value per share			
After split / Consolidation	Number of shares			
	Face value per share			

**(iii) Details of shares/Debentures Transfers since closure date of last financial year (or in the case of the first return at any time since the incorporation of the company) \***

Nil

[Details being provided in a CD/Digital Media]

Yes

No

Not Applicable

Separate sheet attached for details of transfers

Yes

No

Note: In case list of transfer exceeds 10, option for submission as a separate sheet attachment or submission in a CD/Digital Media may be shown.

Date of the previous annual general meeting	<div style="border: 1px solid black; padding: 2px;">29/08/2019</div>
Date of registration of transfer (Date Month Year)	<div style="border: 1px solid black; height: 20px;"></div>
Type of transfer	<div style="border: 1px solid black; display: inline-block; width: 40px; height: 20px; vertical-align: middle;"></div> 1 - Equity, 2- Preference Shares,3 - Debentures, 4 - Stock
Number of Shares/ Debentures/ Units Transferred	<div style="border: 1px solid black; display: inline-block; width: 150px; height: 20px; vertical-align: middle;"></div> Amount per Share/ Debenture/Unit (in Rs.) <div style="border: 1px solid black; display: inline-block; width: 150px; height: 20px; vertical-align: middle; margin-left: 20px;"></div>
Ledger Folio of Transferor	<div style="border: 1px solid black; height: 20px;"></div>

Transferor's Name	<input type="text"/>	<input type="text"/>	<input type="text"/>
	Surname	middle name	first name
Ledger Folio of Transferee	<input type="text"/>		
Transferee's Name	<input type="text"/>	<input type="text"/>	<input type="text"/>
	Surname	middle name	first name

Date of registration of transfer (Date Month Year)	<input type="text"/>
----------------------------------------------------	----------------------

Type of transfer	<input type="text"/>	1 - Equity, 2- Preference Shares,3 - Debentures, 4 - Stock
------------------	----------------------	------------------------------------------------------------

Number of Shares/ Debentures/ Units Transferred	<input type="text"/>	Amount per Share/ Debenture/Unit (in Rs.)	<input type="text"/>
----------------------------------------------------	----------------------	----------------------------------------------	----------------------

Ledger Folio of Transferor	<input type="text"/>
----------------------------	----------------------

Transferor's Name	<input type="text"/>	<input type="text"/>	<input type="text"/>
	Surname	middle name	first name

Ledger Folio of Transferee	<input type="text"/>
----------------------------	----------------------

Transferee's Name	<input type="text"/>	<input type="text"/>	<input type="text"/>
	Surname	middle name	first name

**(iv) \*Indebtedness including debentures (Outstanding as at the end of financial year)**

Particulars	Number of units	Nominal value per unit	Total value
Non-convertible debentures	0	0	0
Partly convertible debentures	0	0	0
Fully convertible debentures	0	0	0
Secured Loans (including interest outstanding/accrued but not due for payment) excluding deposits			8,545,955,547.3
Unsecured Loans (including interest outstanding/accrued but not due for payment) excluding deposits			11,811,104,145
Deposit			0
<b>Total</b>			<b>20,357,059,692.3</b>

**Details of debentures**

Class of debentures	Outstanding as at the beginning of the year	Increase during the year	Decrease during the year	Outstanding as at the end of the year
Non-convertible debentures	0	0	0	0
Partly convertible debentures	0	0	0	0
Fully convertible debentures	0	0	0	0

**(v) Securities (other than shares and debentures)**

0

Type of Securities	Number of Securities	Nominal Value of each Unit	Total Nominal Value	Paid up Value of each Unit	Total Paid up Value
<b>Total</b>					

**V. \*Turnover and net worth of the company (as defined in the Companies Act, 2013)****(i) Turnover**

48,485,490,163.32

**(ii) Net worth of the Company**

52,532,387,135.11

**VI. (a) \*SHARE HOLDING PATTERN - Promoters**

S. No.	Category	Equity	Preference
--------	----------	--------	------------

		Number of shares	Percentage	Number of shares	Percentage
1.	Individual/Hindu Undivided Family				
	(i) Indian	0	0	0	
	(ii) Non-resident Indian (NRI)	0	0	0	
	(iii) Foreign national (other than NRI)	0	0	0	
2.	Government				
	(i) Central Government	0	0	0	
	(ii) State Government	0	0	0	
	(iii) Government companies	0	0	0	
3.	Insurance companies	0	0	0	
4.	Banks	0	0	0	
5.	Financial institutions	0	0	0	
6.	Foreign institutional investors	0	0	0	
7.	Mutual funds	0	0	0	
8.	Venture capital	0	0	0	
9.	Body corporate (not mentioned above)	0	0	0	
10.	Others NA	0	0	0	
	<b>Total</b>	0	0	0	0

**Total number of shareholders (promoters)**

0

**(b) \*SHARE HOLDING PATTERN - Public/Other than promoters**

S. No.	Category	Equity		Preference	
		Number of shares	Percentage	Number of shares	Percentage
1.	Individual/Hindu Undivided Family				
	(i) Indian	277,785,486	37.68	0	
	(ii) Non-resident Indian (NRI)	7,471,171	1.01	0	
	(iii) Foreign national (other than NRI)	153,233,421	20.78	0	



2.	Government				
	(i) Central Government	0	0	0	
	(ii) State Government	0	0	0	
	(iii) Government companies	0	0	0	
3.	Insurance companies	0	0	0	
4.	Banks	113,849	0.02	0	
5.	Financial institutions	30,463,034	4.13	0	
6.	Foreign institutional investors	46,476	0.01	0	
7.	Mutual funds	202,268,564	27.43	0	
8.	Venture capital	0	0	0	
9.	Body corporate (not mentioned above)	33,717,725	4.57	0	
10.	Others QIB,TRUST,AIF,CM,NBFC,IEP	32,219,495	4.37	0	
	<b>Total</b>	737,319,221	100	0	0

**Total number of shareholders (other than promoters)**

111,345

**Total number of shareholders (Promoters+Public/  
Other than promoters)**

111,345

**(c) \*Details of Foreign institutional investors' (FIIs) holding shares of the company**

2

Name of the FII	Address	Date of Incorporation	Country of Incorporation	Number of shares held	% of shares held
THE BOEING COMPAN	JPMORGAN CHASE BANK N.A. IND			31,773	0.01
VIKASA INDIA EIF I FUI	EDELWEISS CUSTODIAL SERVICES			14,703	0

**VII. \*NUMBER OF PROMOTERS, MEMBERS, DEBENTURE HOLDERS  
(Details, Promoters, Members (other than promoters), Debenture holders)**

Details	At the beginning of the year	At the end of the year
Promoters	0	0
Members (other than promoters)	101,502	111,345
Debenture holders	0	0

## VIII. DETAILS OF DIRECTORS AND KEY MANAGERIAL PERSONNEL

### (A) \*Composition of Board of Directors

Category	Number of directors at the beginning of the year		Number of directors at the end of the year		Percentage of shares held by directors as at the end of year	
	Executive	Non-executive	Executive	Non-executive	Executive	Non-executive
<b>A. Promoter</b>	0	0	0	0	0	0
<b>B. Non-Promoter</b>	1	9	1	9	0.3	1.45
(i) Non-Independent	1	0	1	0	0.3	0
(ii) Independent	0	9	0	9	0	1.45
<b>C. Nominee Directors representing</b>	0	0	0	0	0	0
(i) Banks & FIs	0	0	0	0	0	0
(ii) Investing institutions	0	0	0	0	0	0
(iii) Government	0	0	0	0	0	0
(iv) Small share holders	0	0	0	0	0	0
(v) Others	0	0	0	0	0	0
<b>Total</b>	<b>1</b>	<b>9</b>	<b>1</b>	<b>9</b>	<b>0.3</b>	<b>1.45</b>

Number of Directors and Key managerial personnel (who is not director) as on the financial year end date

12

### (B) (i) \*Details of directors and Key managerial personnel as on the closure of financial year

Name	DIN/PAN	Designation	Number of equity share(s) held	Date of cessation (after closure of financial year : If any)
RAMABADRAN MOHAJ	06902614	Director	145,200	
NARAYANAN KAMAKC	02039618	Managing Director	2,237,150	
ABARNA BHASKAR	06971635	Director	36,377	
MAHALINGAM NARAY,	00682297	Director	21,589	
BERNARD STEPHEN	01719441	Director	1,101	19/08/2020
NARAYANAN SUBRAM	00166621	Director	2	
SHIVASHANKAR NARA	00929256	Director	701,122	

Name	DIN/PAN	Designation	Number of equity share(s) held	Date of cessation (after closure of financial year : If any)
THIRUVALLIANGUDI S	01681108	Director	110	
VAIDYANATHAN KALY	07120706	Director	100	
TIRUKKARUGAVUR KF	02688194	Director	164,310	
RAMESH VENKATARA	AAEPR5776J	Company Secretar	178,775	
RAMESH VENKATARA	AAEPR5776J	CFO	178,775	

**(ii) Particulars of change in director(s) and Key managerial personnel during the year**

4

Name	DIN/PAN	Designation at the beginning / during the financial year	Date of appointment/ change in designation/ cessation	Nature of change (Appointment/ Change in designation/ Cessation)
VAIDYANATHAN KALY	07120706	Director	29/08/2019	CHANGE IN DESIGNATION
TIRUKKARUGAVUR KF	02688194	Director	29/08/2019	CHANGE IN DESIGNATION
VEEZHINATHAN KAMA	03537382	Director	26/04/2019	CESSATION
SETURAMAN MAHALIN	00121727	Director	03/05/2019	CESSATION

**IX. MEETINGS OF MEMBERS/CLASS OF MEMBERS/BOARD/COMMITTEES OF THE BOARD OF DIRECTORS**

**A. MEMBERS/CLASS /REQUISITIONED/NCLT/COURT CONVENED MEETINGS**

Number of meetings held

1

Type of meeting	Date of meeting	Total Number of Members entitled to attend meeting	Attendance	
			Number of members attended	% of total shareholding
ANNUAL GENERAL MEETI	29/08/2019	101,502	1,240	1.92

**B. BOARD MEETINGS**

\*Number of meetings held

14

S. No.	Date of meeting	Total Number of directors associated as on the date of meeting	Attendance	
			Number of directors attended	% of attendance
1	25/04/2019	10	10	100
2	03/05/2019	9	9	100

S. No.	Date of meeting	Total Number of directors associated as on the date of meeting	Attendance	
			Number of directors attended	% of attendance
3	17/05/2019	9	9	100
4	17/06/2019	9	9	100
5	18/07/2019	10	10	100
6	08/08/2019	10	10	100
7	28/08/2019	10	10	100
8	23/09/2019	10	10	100
9	07/11/2019	10	10	100
10	22/11/2019	10	10	100
11	21/12/2019	10	10	100
12	12/02/2020	10	10	100

### C. COMMITTEE MEETINGS

Number of meetings held

63

S. No.	Type of meeting	Date of meeting	Total Number of Members as on the date of the meeting	Attendance	
				Number of members attended	% of attendance
1	AUDIT COMM	25/04/2019	5	5	100
2	AUDIT COMM	16/05/2019	4	4	100
3	AUDIT COMM	17/06/2019	4	4	100
4	AUDIT COMM	18/07/2019	4	4	100
5	AUDIT COMM	08/08/2019	4	4	100
6	AUDIT COMM	28/08/2019	4	4	100
7	AUDIT COMM	23/09/2019	4	4	100
8	AUDIT COMM	07/11/2019	4	4	100
9	AUDIT COMM	22/11/2019	4	4	100
10	AUDIT COMM	21/12/2019	4	4	100

### D. \*ATTENDANCE OF DIRECTORS

S. No.	Name of the director	Board Meetings			Committee Meetings			Whether attended AGM held on
		Number of Meetings which director was entitled to attend	Number of Meetings attended	% of attendance	Number of Meetings which director was entitled to attend	Number of Meetings attended	% of attendance	14/08/2020
								(Y/N/NA)
1	RAMABADRA	14	14	100	48	48	100	Yes
2	NARAYANAN	14	14	100	37	37	100	Yes
3	ABARNA BHA	14	14	100	58	58	100	Yes
4	MAHALINGAM	14	14	100	26	26	100	Yes
5	BERNARD ST	14	14	100	31	31	100	Yes
6	NARAYANAN	14	14	100	51	51	100	Yes
7	SHIVASHANK	14	14	100	8	8	100	Yes
8	THIRUVALLIA	14	14	100	7	7	100	Yes
9	VAIDYANATH	12	12	100	6	6	100	Yes
10	TIRUKKARUG	10	10	100	10	10	100	Yes

**X. \*REMUNERATION OF DIRECTORS AND KEY MANAGERIAL PERSONNEL**

Nil

Number of Managing Director, Whole-time Directors and/or Manager whose remuneration details to be entered

1

S. No.	Name	Designation	Gross Salary	Commission	Stock Option/ Sweat equity	Others	Total Amount
1	NARAYANAN KAM	MANAGING DIR	11,507,070	0	0	17,102,313	28,609,383
	Total		11,507,070	0	0	17,102,313	28,609,383

Number of CEO, CFO and Company secretary whose remuneration details to be entered

1

S. No.	Name	Designation	Gross Salary	Commission	Stock Option/ Sweat equity	Others	Total Amount
1	RAMESH VENKAT	CS & CFO	3,033,134	0	0	497,395	3,530,529
	Total		3,033,134	0	0	497,395	3,530,529

Number of other directors whose remuneration details to be entered

11

S. No.	Name	Designation	Gross Salary	Commission	Stock Option/ Sweat equity	Others	Total Amount
--------	------	-------------	--------------	------------	-------------------------------	--------	--------------

S. No.	Name	Designation	Gross Salary	Commission	Stock Option/ Sweat equity	Others	Total Amount
1	RAMABADRAN MO	INDEPENDENT	1,090,323	750,000	0	1,180,000	3,020,323
2	ABARNA BHASKAR	INDEPENDENT	0	750,000	0	1,280,000	2,030,000
3	MAHALINGAM NAR	INDEPENDENT	0	750,000	0	960,000	1,710,000
4	BERNARD STEPH	INDEPENDENT	0	750,000	0	1,010,000	1,760,000
5	NARAYANAN SUBI	INDEPENDENT	0	750,000	0	1,210,000	1,960,000
6	SHIVASHANKAR N	INDEPENDENT	0	750,000	0	780,000	1,530,000
7	THIRUVALLIANGU	INDEPENDENT	0	750,000	0	770,000	1,520,000
8	VAIDYANATHAN K	INDEPENDENT	0	0	0	660,000	660,000
9	TIRUKKARUGAVU	INDEPENDENT	0	0	0	600,000	600,000
10	SETURAMAN MAH	INDEPENDENT	137,096	0	0	130,000	267,096
11	VEEZHINATHAN K	INDEPENDENT	0	750,000	0	80,000	830,000
	Total		1,227,419	6,000,000	0	8,660,000	15,887,419

#### XI. MATTERS RELATED TO CERTIFICATION OF COMPLIANCES AND DISCLOSURES

\* A. Whether the company has made compliances and disclosures in respect of applicable provisions of the Companies Act, 2013 during the year  Yes  No

B. If No, give reasons/observations

#### XII. PENALTY AND PUNISHMENT - DETAILS THEREOF

(A) DETAILS OF PENALTIES / PUNISHMENT IMPOSED ON COMPANY/DIRECTORS /OFFICERS  Nil

Name of the company/ directors/ officers	Name of the court/ concerned Authority	Date of Order	Name of the Act and section under which penalised / punished	Details of penalty/ punishment	Details of appeal (if any) including present status

(B) DETAILS OF COMPOUNDING OF OFFENCES  Nil

Name of the company/ directors/ officers	Name of the court/ concerned Authority	Date of Order	Name of the Act and section under which offence committed	Particulars of offence	Amount of compounding (in Rupees)

**XIII. Whether complete list of shareholders, debenture holders has been enclosed as an attachment**

Yes  No

**XIV. COMPLIANCE OF SUB-SECTION (2) OF SECTION 92, IN CASE OF LISTED COMPANIES**

In case of a listed company or a company having paid up share capital of Ten Crore rupees or more or turnover of Fifty Crore rupees or more, details of company secretary in whole time practice certifying the annual return in Form MGT-8.

Name

Whether associate or fellow  Associate  Fellow

Certificate of practice number

**I/We certify that:**

- (a) The return states the facts, as they stood on the date of the closure of the financial year aforesaid correctly and adequately.  
(b) Unless otherwise expressly stated to the contrary elsewhere in this Return, the Company has complied with all the provisions of the Act during the financial year.

**Declaration**

I am Authorised by the Board of Directors of the company vide resolution no. ...  dated

(DD/MM/YYYY) to sign this form and declare that all the requirements of the Companies Act, 2013 and the rules made thereunder in respect of the subject matter of this form and matters incidental thereto have been complied with. I further declare that:

1. Whatever is stated in this form and in the attachments thereto is true, correct and complete and no information material to the subject matter of this form has been suppressed or concealed and is as per the original records maintained by the company.
2. All the required attachments have been completely and legibly attached to this form.

**Note: Attention is also drawn to the provisions of Section 447, section 448 and 449 of the Companies Act, 2013 which provide for punishment for fraud, punishment for false statement and punishment for false evidence respectively.**

**To be digitally signed by**

Director 

DIN of the director

**To be digitally signed by** 

- Company Secretary  
 Company secretary in practice

Membership number

Certificate of practice number

**Attachments**

- 1. List of share holders, debenture holders
- 2. Approval letter for extension of AGM;
- 3. Copy of MGT-8;
- 4. Optional Attachment(s), if any

<b>Attach</b>
<b>Attach</b>
<b>Attach</b>
<b>Attach</b>

**List of attachments**

List of shareholders-MGT-7.pdf CUB_Sharetransferlist_MGT-7.pdf CUB_MGT-7Contd_Meetings of Memners. CUB_MGT-8_2020.pdf
--------------------------------------------------------------------------------------------------------------------------------

<b>Remove attachment</b>
--------------------------

---

Modify
--------

Check Form
------------

Prescrutiny
-------------

Submit
--------

---

**This eForm has been taken on file maintained by the Registrar of Companies through electronic mode and on the basis of statement of correctness given by the company**





**FORM NO. MGT-8**

**[Pursuant to section 92(2) of the Companies Act, 2013 and  
Rule 11(2) of Companies (Management and Administration) Rules, 2014]**


**COMPANY NAME : M/s. CITY UNION BANK LIMITED**  
**COMPANY CIN : L65110TN1904PLC001287**

We have examined the registers, records and books and papers of **M/s. CITY UNION BANK LIMITED** (the Bank) as required to be maintained under the Companies Act, 2013 (the Act) and the rules made thereunder for the financial year ended on 31<sup>st</sup> March, 2020. In our opinion and to the best of the information and according to the examinations carried out by us and explanations furnished to us by the bank and its officers and agents, we certify that:

**A.** the Annual Return states the facts as at the close of the aforesaid financial year correctly and adequately.

**B.** during the aforesaid financial year,


1. the bank has complied with provisions of the Act & Rules made there under in respect of, its status under the Act;
2. the bank has complied with provisions of the Act & Rules made there under in respect of maintenance of registers/records & making entries therein within the time prescribed therefor;
3. the bank has complied with provisions of the Act & Rules made there under in respect of filing of forms and returns as stated in the annual return, with the Registrar of Companies, Regional Director, Central Government, Court or other authorities within/beyond the prescribed time.
4. the bank has complied with provisions of the Act & Rules made there under in respect of calling/ convening/ holding meetings of Board of Directors and the meetings of the members of the bank on due dates as stated in the annual return in respect of which meetings, notices were given and the proceedings including the video conferencing, have been recorded in the Minute Book/registers maintained for the purpose and the same have been signed;
5. the bank has complied with provisions of the Act & Rules made there under in respect of closure of Register of Members / Security holders, as the case may be.
6. the provisions of section 185 of the Act is not applicable to the Bank.
7. the bank has not entered into any contracts/arrangements with related parties as specified in section 188 of the Act;
8. the bank has delivered the certificates on allotment and transmission of securities in accordance with the provisions of the Act.




**COMPANY NAME** : M/s. CITY UNION BANK LIMITED  
**COMPANY CIN** : L65110TN1904PLC001287

9. there were no transactions necessitating the bank to keep in abeyance the rights to dividend, rights shares and bonus shares pending registration of transfer of shares in compliance with the provisions of the Act.
10. the bank
  - (a) has declared and paid interim dividend during the financial year under review.
  - (b) has transferred the unpaid and unclaimed dividend, to the Investors Education Fund Protection in compliance with the provisions of Section 125C of the Companies Act, 2013.
11. the bank has complied with provisions of the Act & Rules made there under in respect of signing of audited financial statement as per the provisions of section 134 of the Act and report of directors as per sub - sections (3), (4) and (5) thereof.
12. the bank has complied with provisions of the Act & Rules made there under in respect of constitution of Board of Directors, disclosures and payment of remuneration to them. The appointments/re-appointments/retirements were made as per the provisions of the Act. There was no resignation/filling up casual vacancies of the Directors during the year under review.
13. the bank has complied with provisions of the Act & Rules made there under in respect of appointment/ re-appointment of auditors as per the provisions of section 139 of the Act. There was no casual vacancy of the auditor during the year.
14. the bank has not obtained any approvals from the Central Government, Tribunal, Regional Director, Registrar, Court or such other authorities under the various provisions of the Act;
15. the provisions of Section 73 to 76 of the Act pertaining to the Acceptance of Deposit is not applicable to Bank. However, the bank has accepted/renewed/ repaid the deposits during the normal course of business as per the Banking Regulation Act, 1949 & the Reserve Bank of India Act and rules made there under, as applicable to the Bank.
16. the bank has complied with provisions of the Act & Rules made there under in respect of borrowings from public financial institutions and others, to the extent applicable.
17. the provisions of section 186 of the Act is not applicable to the Bank.
18. During the reporting period, the bank has amended the provisions of the Articles of Association which was duly approved by the shareholders at their meeting held on August 29, 2019 with requisite majority. There was no change in the Memorandum of Association of the Bank during the reporting year.

Place: Chennai  
Date: 05.10.2020



For A K Jain & Associates  
Company Secretaries

  
Pankaj Mehta  
Partner  
M.No.A29407  
C.P.No.10598

UDIN: A029407B000850040

## MGT-7 CONTINUED

## IX. MEETINGS OF MEMBERS/CLASS OF MEMBERS/BOARD/COMMITTEES OF THE BOARD OF DIRECTOS

## B. BOARD MEETINGS

SR. NO	DATE OF MEETING	TOTAL NUMBER OF DIRECTORS ASSOCIATED AS ON THE DATE OF MEETING	ATTENDANCE	
			NO. OF DIRECTORS ATTENDED	% OF ATTENDANCE
13	28/02/2020	10	10	100%
14	19/03/2020	10	10	100%

## C. COMMITTEE MEETINGS

S.NO.	TYPE OF MEETING	DATE OF MEETING	TOTAL NUMBER OF MEMBERS AS ON THE DATE OF MEETING	ATTENDANCE	
				NUMBER OF MEMBERS ATTENDED	% OF ATTENDANCE
11	Audit	11/02/2020	4	4	100.00
12	Audit	28/02/2020	4	4	100.00
13	Audit	19/03/2020	4	4	100.00
14	Stakeholder Relationship	25/04/2019	5	5	100.00
15	Stakeholder Relationship	18/07/2019	4	4	100.00
16	Stakeholder Relationship	07/11/2019	4	4	100.00
17	Stakeholder Relationship	12/02/2020	4	4	100.00
18	Credit	25/04/2019	5	5	100.00
19	Credit	03/05/2019	5	5	100.00
20	Credit	17/05/2019	5	5	100.00
21	Credit	17/06/2019	5	5	100.00
22	Credit	18/07/2019	5	5	100.00
23	Credit	08/08/2019	5	5	100.00
24	Credit	28/08/2019	5	5	100.00
25	Credit	23/09/2019	5	5	100.00
26	Credit	07/11/2019	5	5	100.00
27	Credit	22/11/2019	5	5	100.00
28	Credit	21/12/2019	4	4	100.00
29	Credit	12/02/2020	4	4	100.00
30	Credit	28/02/2020	4	4	100.00
31	Credit	19/03/2020	4	4	100.00
32	NPA & Suit	17/06/2019	5	5	100.00
33	NPA & Suit	23/09/2019	5	5	100.00
34	NPA & Suit	22/11/2019	5	5	100.00
35	NPA & Suit	28/02/2020	5	5	100.00
36	Risk Management	17/06/2019	4	4	100.00
37	Risk Management	28/08/2019	5	5	100.00
38	Risk Management	22/11/2019	5	5	100.00
39	Risk Management	28/02/2020	5	5	100.00
40	Customer Service	23/09/2019	4	4	100.00
41	Customer Service	19/03/2020	4	4	100.00
42	Nomination	25/04/2019	5	5	100.00
43	Nomination	03/05/2019	4	4	100.00
44	Nomination	17/06/2019	4	4	100.00
45	Nomination	18/07/2019	4	4	100.00
46	Nomination	06/11/2019	4	4	100.00
47	Monitoring & Followup of Fraud	17/06/2019	4	4	100.00
48	Monitoring & Followup of Fraud	28/08/2019	5	5	100.00
49	Monitoring & Followup of Fraud	22/11/2019	5	5	100.00



50	Monitoring & Followup of Fraud	21/12/2019	5	5	100.00
51	Monitoring & Followup of Fraud	11/02/2020	5	5	100.00
52	Monitoring & Followup of Fraud	28/02/2020	5	5	100.00
53	Compensation & Remuneration	07/08/2019	4	4	100.00
54	Compensation & Remuneration	07/11/2019	4	4	100.00
55	Compensation & Remuneration	22/11/2019	4	4	100.00
56	Compensation & Remuneration	28/02/2020	4	4	100.00
57	IT Strategy	25/04/2019	7	7	100.00
58	IT Strategy	08/08/2019	6	6	100.00
59	IT Strategy	22/11/2019	6	6	100.00
60	IT Strategy	19/03/2020	6	6	100.00
61	CSR	03/05/2019	4	4	100.00
62	CSR	18/07/2019	5	5	100.00
63	CSR	21/12/2019	4	4	100.00

For CITY UNION BANK LTD.,

*V. Ramia*  
Company Secretary

