



# CITY UNION BANK LTD.,

"NARAYANA" Administrative Office,  
No.24-B, Gandhi Nagar, Kumbakonam - 612 001.  
Phone : 0435 - 2402322 - Fax: 0435 - 2431746

E-mail: [shares@cityunionbank.com](mailto:shares@cityunionbank.com) - Website: [www.cityunionbank.com](http://www.cityunionbank.com)  
CIN : L65110TN1904PLC001287

C.O/Shares/LR-5/2016

10<sup>th</sup> November 2016

National Stock Exchange of India Ltd.,  
Exchange Plaza, 5<sup>th</sup> Floor,  
Plot No.C/1, G Block,  
Bandra-Kurla Complex,  
Bandra (E),  
**Mumbai 400 051**

BSE Ltd.,  
DCS – CRD,  
Phiroze Jeejeebhoy Towers,  
25<sup>th</sup> Floor, Dalal Street,  
**Mumbai 400 001**

**Scrip Code: CUB**

**Scrip Code: 532210**

Dear Madam / Sir,

Sub: Outcome of Board Meeting  
-----

In continuation to our communication dated 1<sup>st</sup> November 2016, we hereby inform that the Board at its meeting held today, the 10<sup>th</sup> November 2016, considered and approved the Un-audited Financial Results of the Bank for the quarter/ half year ended 30<sup>th</sup> September 2016. The detailed format of the Un-audited Financial Results together with the Limited Review Report is enclosed for your records. A copy of the same is also uploaded in the Bank's website [www.cityunionbank.com](http://www.cityunionbank.com).

Further, an extract of the financial results shall be published in a manner as prescribed under SEBI listing regulations.

Time of commencement of Board meeting : 11.00 a.m

Time of closure of Board meeting : 11.58 a.m

You are kindly requested to take the above on record.

Thanking you

Yours faithfully  
for **CITY UNION BANK LIMITED**

V Ramesh  
General Manager – CFO & CS



**INDEPENDENT AUDITORS' REVIEW REPORT TO THE BOARD OF DIRECTORS OF  
CITY UNION BANK LIMITED**

**To**  
**The Board of Directors of**  
**CITY UNION BANK LTD.**

1. We have reviewed the accompanying statement of Unaudited Financial Results of CITY UNION BANK LIMITED ("the Bank") for the Quarter / Half year ended 30<sup>th</sup> September, 2016 ("the Statement"), excluding the 'Basel III - Pillar 3 Disclosures' disclosed on the Bank's website and in respect of which a link has been provided in the Statement, being submitted by the Bank pursuant to the requirement of Regulation 33 of the SEBI (Listing Obligations and Disclosure Requirements) Regulations, 2015. This statement which is the responsibility of the Bank's management and approved by the Board of Directors, has been prepared in accordance with the recognition and measurement principles laid down in Accounting Standard For Interim Financial Reporting (AS 25), prescribed under Section 133 of the Companies Act 2013 read with relevant rules issued there under in so far as they apply to banking companies and circulars and guidelines issued by Reserve Bank of India and other accounting principles generally accepted in India. Our responsibility is to issue a report on the statement based on our review.
2. We conducted our review in accordance with the Standard on Review Engagement (SRE) 2410, 'Review of Interim Financial Information Performed by the Independent Auditors of the Entity' issued by the Institute of Chartered Accountants of India. This Standard requires that we plan and perform the review to obtain moderate assurance as to whether the Statement is free of material misstatement. A review of interim financial information consists of making inquiries, primarily of persons responsible for financial and accounting matters and applying analytical and other review procedures. A review is substantially less in scope than an audit conducted in accordance with Standards on Auditing and consequently does not enable us to obtain assurance that we would become aware of all significant matters that might be identified in an audit. Accordingly, we do not express an audit opinion.
3. In the conduct of our Review, we have relied on the review reports, received from auditors of 136 branches. Apart from these reports, in the conduct of our review, we have also relied upon various returns of the branches of the Bank.
4. Based on our review conducted as stated above, nothing has come to our attention that causes us to believe that the accompanying Statement, prepared in accordance with the aforesaid Accounting Standards and other accounting principles generally accepted in India in so far as they apply to Banking Companies and circulars and guidelines issued by the Reserve Bank Of India from time to time, has not disclosed the information required to be disclosed in terms of Regulation 33 of the SEBI (Listing Obligations and Disclosure Requirements) Regulations, 2015, including the manner in which it is to be disclosed, or that it contains any material misstatement or that it has not been prepared in accordance with the relevant prudential norms prescribed by the Reserve Bank of India in respect of Income Recognition, Asset Classification, Provisioning and other related matters.

**For M/s. P CHANDRASEKAR**  
CHARTERED ACCOUNTANTS  
Firm Registration No: 000580 S

  
**LAKSHMY.C**  
Partner

Membership No: 28508



Place: Chennai  
Date: 10.11.2016

CITY UNION BANK LTD.,

CIN NO.L65110TN1904PLC001287

Regd.Office: 149 T.S.R. ( Big) Street, Kumbakonam 612001

REVIEWED FINANCIAL RESULTS FOR THE QUARTER/PERIOD ENDED 30th SEPTEMBER, 2016

Particulars	Quarter ended			Period ended			(Rs in Lakhs)
	30.09.2016	30.06.2016	30.09.2015	30.09.2016	30.09.2015	31.03.2016	Year ended
	Reviewed			Reviewed			Audited
<b>1. Interest earned (a+b+c+d)</b>	<b>79067.48</b>	<b>77220.27</b>	<b>73493.25</b>	<b>156287.75</b>	<b>144097.34</b>	<b>294420.78</b>	
a) Interest/Discount on Advances/Bills	64776.85	63390.27	58295.48	128167.12	115558.23	236759.63	
b) Income on Investments	13417.01	12965.13	14326.22	26382.14	26691.41	54097.09	
c) Interest on balances with RBI and other Inter Bank funds	448.38	453.28	259.11	901.66	608.96	1289.66	
d) Others	425.24	411.59	612.44	836.83	1238.74	2274.40	
2. Other Income	10419.16	11110.70	9451.72	21529.86	19940.78	40997.77	
<b>3. Total Income ( 1 + 2 )</b>	<b>89486.64</b>	<b>88330.97</b>	<b>82944.97</b>	<b>177817.61</b>	<b>164038.12</b>	<b>335418.55</b>	
4. Interest Expended	48947.83	49217.61	49483.40	98165.44	97724.21	196317.39	
5. Operating Expenses (i) + (ii)	16864.58	15535.73	12941.95	32400.31	26078.46	55772.85	
(i) Employees Cost	7691.35	6311.35	4893.04	14002.70	9718.54	21316.84	
(ii) Other Operating expenses	9173.23	9224.38	8048.91	18397.61	16359.92	34456.01	
<b>6. Total Expenditure (4) + (5) excluding provisions and contingencies</b>	<b>65812.41</b>	<b>64753.34</b>	<b>62425.35</b>	<b>130565.75</b>	<b>123802.67</b>	<b>252090.24</b>	
<b>7. Operating Profit before provisions and contingencies (3) - (6)</b>	<b>23674.23</b>	<b>23577.63</b>	<b>20519.62</b>	<b>47251.86</b>	<b>40235.45</b>	<b>83328.31</b>	
8. Provisions (other than tax) and contingencies	6700.00	7074.97	4985.00	13774.97	9495.00	23059.00	
9. Exceptional Items	0.00	0.00	0.00	0.00	0.00	0.00	
10. Profit / (Loss) from Ordinary Activities before tax (7)-(8)-(9)	16974.23	16502.66	15534.62	33476.89	30740.45	60269.31	
11. Tax Expenses	4600.00	4150.00	4750.00	8750.00	8800.00	15800.00	
<b>12. Net Profit / (Loss) from Ordinary Activities after tax (10) - (11)</b>	<b>12374.23</b>	<b>12352.66</b>	<b>10784.62</b>	<b>24726.89</b>	<b>21940.45</b>	<b>44469.31</b>	
13. Extra ordinary items (Net of Tax Expense)	0.00	0.00	0.00	0.00	0.00	0.00	
<b>14. Net Profit / (Loss) for the period (12) - (13)</b>	<b>12374.23</b>	<b>12352.66</b>	<b>10784.62</b>	<b>24726.89</b>	<b>21940.45</b>	<b>44469.31</b>	
15. Paid up equity share Capital (Face value of Re.1/- each)	5981.91	5981.91	5981.91	5981.91	5981.91	5981.91	
16. Reserves excluding revaluation reserves (as per balance sheet of previous accounting year)						299217.66	
<b>17. Analytical ratios</b>							
i) % of shares held by Government of India	Nil	Nil	Nil	Nil	Nil	Nil	
ii) Capital Adequacy Ratio (%) - Basel III	14.83%	15.25%	15.09%	14.83%	15.09%	15.58%	
iii) Earning Per Share (EPS)							
Basic EPS - before/after extra ordinary items (Not annualised) (Rs.)	2.07	2.07	1.81	4.13	3.68	7.44	
Diluted EPS - before/after extra ordinary items (Not annualised) (Rs.)	2.02	2.01	1.71	4.03	3.49	7.27	
iv) NPA Ratios							
(a) Gross NPA	59797.09	55503.49	39829.30	59797.09	39829.30	51198.18	
(b) Net NPA	35860.26	33398.14	25593.62	35860.26	25593.62	32315.40	
(c) % of Gross NPA	2.69	2.62	2.10	2.69	2.10	2.41	
(d) % of Net NPA	1.63	1.59	1.36	1.63	1.36	1.53	
v) Return on Assets - Annualised	1.50%	1.55%	1.45%	1.53%	1.51%	1.50%	

Statement of Assets & Liabilities		(Rs in Lakhs)	
	30.09.2016	30.09.2015	
<b>Capital and Liabilities</b>			
<b>(Reviewed)</b>			
Capital	5981.91	5981.91	
Reserves & Surplus	323944.55	285938.28	
Deposits	2839278.97	2561610.52	
Borrowings	6449.39	14080.93	
Other Liabilities & Provisions	110478.48	109392.51	
<b>Total</b>	<b>3286133.30</b>	<b>2977004.15</b>	
<b>Assets</b>			
Cash & Balance with RBI	136904.13	128285.83	
Balances with Banks and Money at Call	137898.36	98928.71	
Investments	670867.13	723507.68	
Advances	2197165.62	1878457.90	
Fixed Assets	20965.28	21939.23	
Other Assets	122332.78	125884.80	
<b>Total</b>	<b>3286133.30</b>	<b>2977004.15</b>	



CERTIFIED TRUE COPY

For CITY UNION BANK LTD.


Company Secretary



Notes :

- 1 The above unaudited financial results for the period ended 30th September 2016 have been subjected to Limited Review by Statutory Central Auditors of the Bank and reviewed by the Audit Committee of the Board and approved by the Board of Directors at their meeting held on 10th November 2016.
- 2 The above working results for the period ended 30th September 2016 have been arrived at after making provisions for Standard Assets, Non Performing Assets and Depreciation on Investments, Employee benefits, taxes & other usual and necessary provisions on an estimated basis.
- 3 There has been no change in the accounting policies followed by the Bank during the period ended 30th September 2016 as compared to those followed in the preceeding financial year ended 31st March 2016.
- 4 In accordance with the RBI circular DBOD. No. BP. BC 1/21.06.201/2015-16 dated 01st July 2015, Banks are required to make Pillar III disclosures under Basel III capital requirements and the disclosure for 30th September 2016 is being made available on the Bank's web site ([www.cityunionbank.com](http://www.cityunionbank.com)). The disclosures have not been subjected to audit or limited review by the Statutory Central Auditors of the Bank.
- 5 The bank has provided Rs.15.00 crs towards probable shortfall in the future realisation of Security Receipts.
- 6 Number of Investor complaints pending at the beginning of the quarter - Nil. Received during the quarter - 3 : Disposed of during the quarter - 3 : Pending complaints as on 30th September 2016 : Nil
- 7 Figures of the corresponding period have been reclassified/regrouped, wherever considered necessary.

By order of the Board




**Dr. N. KAMAKODI**  
MD & CEO

Place : Chennai  
Date : 10<sup>th</sup> November 2016

This is the statement referred to in our report of even date.

for M/s. P. Chandrasekar,  
Chartered Accountants,  
Firm No. 00580 - S



**Lakshmy. C**  
Partner  
M.No.28508




Place : Chennai  
Date : 10th November 2016



CERTIFIED TRUE COPY

For CITY UNION BANK LTD



Company

**CITY UNION BANK LTD., CENTRAL OFFICE, KUMBAKONAM**

**SEGMENT REPORTING FOR THE PERIOD ENDED 30.09.2016**

**Segmentwise Results**

(Rs in Lakhs)

Particulars	Quarter ended			Period ended		Year ended
	30.09.2016	30.06.2016	30.09.2015	30.09.2016	30.09.2015	31.03.2016
	Reviewed			Reviewed		Audited
<b>Segment Revenue</b>						
a) Treasury	18445	18737	18083	37182	34544	70253
b) Corporate / wholesale banking	22091	22209	20876	44300	40733	86864
c) Retail Banking	48783	47294	43796	96077	88500	177529
d) Other Banking Operations	168	91	190	259	261	773
Total	89487	88331	82945	177818	164038	335419
Less : Inter segment revenue	-	-	-	-	-	-
Total	89487	88331	82945	177818	164038	335419
<b>Segment Results</b>						
a) Treasury	9604	8437	7479	18041	12228	32019
b) Corporate / wholesale banking	4488	6041	5727	10529	11355	22628
c) Retail Banking	9511	9092	7190	18603	16524	28198
d) Other Banking Operations	71	8	124	79	128	483
Total	23674	23578	20520	47252	40235	83328
<b>Operating Profit</b>	<b>23674</b>	<b>23578</b>	<b>20520</b>	<b>47252</b>	<b>40235</b>	<b>83328</b>
<b>Other Provisions &amp; Contingencies</b>	6700	7075	4985	13775	9495	23059
Exceptional items	0	0	0	0	0	0
<b>Profit Before Tax</b>	16974	16503	15535	33477	30740	60269
Taxes including Deferred Tax	4600	4150	4750	8750	8800	15800
<b>Net Profit</b>	<b>12374</b>	<b>12353</b>	<b>10785</b>	<b>24727</b>	<b>21940</b>	<b>44469</b>
<b>Segmental Assets:</b>						
a) Treasury	895168	936386	918860	895168	918860	839891
b) Corporate / wholesale banking	757882	713195	627134	757882	627134	720104
c) Retail Banking	1544170	1485910	1344012	1544170	1344012	1490477
d) Unallocated	88913	91208	86998	88913	86998	74724
<b>Total Assets</b>	<b>3286133</b>	<b>3226699</b>	<b>2977004</b>	<b>3286133</b>	<b>2977004</b>	<b>3125196</b>
<b>Segmental Liabilities:</b>						
a) Treasury	801400	842519	828529	801400	828529	759002
b) Corporate / wholesale banking	689120	651841	572817	689120	572817	654240
c) Retail Banking	1404070	1357966	1227602	1404070	1227602	1354151
d) Unallocated	61617	56821	56136	61617	56136	52603
<b>Total</b>	<b>2956207</b>	<b>2909147</b>	<b>2685084</b>	<b>2956207</b>	<b>2685084</b>	<b>2819996</b>
<b>Capital Employed:</b>						
<b>Segment Assets - Segment Liabilities</b>						
a) Treasury	93768	93867	90331	93768	90331	80889
b) Corporate / wholesale banking	68762	61354	54317	68762	54317	65864
c) Retail Banking	140100	127944	116410	140100	116410	136326
d) Unallocated	27296	34387	30862	27296	30862	22121
<b>Total</b>	<b>329926</b>	<b>317552</b>	<b>291920</b>	<b>329926</b>	<b>291920</b>	<b>305200</b>

There are no significant residual operations carried on by the bank.

**PART B : GEOGRAPHIC SEGMENTS:**

The bank operates only in India

**CERTIFIED TRUE COPY**

For **CITY UNION BANK LTD.**

*Wameer*  
Company Secretary

