

**THE CITY FORWARD BANK LIMITED, KUMBAKONAM.**  
Profit and Loss Account for the year ended 31st December, 1963.

Figures for the previous year, Rs. nP.	EXPENDITURE	Rs. nP.	Figures for the previous year, Rs. nP.	INCOME (Less Provision made during the year for bad and doubtful debts and other total or necessary provisions)	Rs. nP.
77056 60	1 Interest paid on Deposits, borrowings etc.	71093 73	156617 20	1 Interest and Discount	127618
45014 90	* 2 Salaries and allowances	41950 66	4094 88	2 Commission, Exchange and Brokerage	3461
530 00	* 3 Directors' and Local Committee Members' fees and allowances	460 00	921 30	3 Rents	909
6252 28	4 Rent, Taxes, Insurance, Lighting etc.	5891 63		4 Net profit on Sale of Investments gold and silver, land, premises and other assets (not credited to reserves or any particular fund or account)	65
200 00	5 Law charges	140 00		5 Net profit on revaluation of investments, gold and silver, land, premises and other assets (not credited to reserves or any particular fund or account)	Nil
2382 14	6 Postage, Telegrams and Stamps	2378 47		6 Income from non-banking assets and Profit from sale of or dealing with such assets	Nil
400 00	7 Auditors' Fees	400 00		7 Other Receipts	1186
484 67	8 Depreciation on and Repairs to Banking company's Property	487 86			
3263 54	9 Stationery, Printing, Advertisement etc.	2406 74	1765 39		
1356 19	10 Loss from sale of or dealing with non-banking assets	Nil			
26458 45	11 Other Expenditure	1297 79			
	12 Balance of Profit	6734 52			
	Particulars of Remuneration to Managing Director				
	(1) Remuneration to Managing Director	Rs. 1001=00			
	(2) Sitting Fee	Rs. 10=00			
	Total	Rs. 1931=00	163398 77	Total	133241

V. KRISHNAMURTHI,  
Director,  
30-1-64.

T. D. GOVINDASWAMI,  
Director,  
30-1-64.

M. V. BALARAM,  
Director,  
30-1-64.

G. S. SWAMINATHAN,  
Director & President,  
30-1-64.

R. SUBRAMANIAN,  
Managing Director,  
30-1-1964.

**AUDITORS' REPORT.**

We have audited the Balance Sheet of the City Forward Bank Ltd. Kumbakonam, as at 31st, December, 1963 and also the Profit and Loss Account of the Bank for the year ended on that date in which are incorporated the returns of all the Branches audited by us.

In accordance with the provisions of section 29 of the Banking Companies Act 1949 read with the provisions to sub-section (1) and (2) of Section 211 and sub-section (5) of Section 211 and 227 (5) of the Companies Act, 1956, the Balance Sheet and Profit and Loss Account are not required to be and are not drawn up in accordance with the Sixth Schedule to the Companies Act, 1956; they are therefore drawn up in conformity with Forms A & B of the Third Schedule to the Banking Companies Act, 1949.

We report that (a) we have obtained all the information and explanations which, to the best of our knowledge and belief were necessary for the purpose of our audit and have found them to be satisfactory; (b) the transactions of the bank which have come to our notice have

Continued on next page.

Continued from the previous page.

been within the powers of the Bank; (c) in our opinion, proper books of account as required by law have been kept by the Bank so far as appears from our examination of those books and proper returns adequate for the purpose of our audit have been received from the Branches of the Bank; (d) the Bank's Balance Sheet and Profit and Loss account dealt with by this report are in agreement with the books of account and the returns and (e) in our opinion and to the best of our information and according to the explanations given to us, the said accounts give the information required by the Companies Act, 1956 in the manner so required for Banking Companies and on such basis the said Balance Sheet gives a true and fair view of the state of affairs of the Bank as at 31st December, 1963 and the Profit and Loss Account gives a true and fair view of the profit for the year ended upon that date.

Kumbakonam, }  
11-2-1964, }

G. Natesan & Co.,  
Chartered Accountants.

K. Narayanasami & Co.,  
Chartered Accountants.

The Statement of Profit & Loss Account of The City Forward Bank Limited as on 31.12.1963





**THE CITY FORWARD BANK LIMITED, KUMBAKONAM.**  
**BALANCE SHEET AS AT 31ST DECEMBER, 1963.**

	Figures for the previous year Rs. n.P.		Figures for the previous year Rs. n.P.	PROPERTY AND ASSETS	Rs. n.P.	Rs. n.P.
<b>CAPITAL AND LIABILITIES</b>						
<b>8 Acceptances, Endorsements and other obligations per contra</b>	2467133 33	B/F ...	2250515 34	(vii) Maximum total amount of advances including temporary advances made at any time during the year to directors or managers or officers of the Banking company or any of them either severally or jointly with any other persons ...	889 60	2214347 93
<b>9 Profit and Loss:</b>		Nil		(viii) Maximum total amount of advances including temporary advances granted during the year to the companies or firms in which the directors of the Banking company are interested as directors, partners, or managing agents, or in the case of private companies, as members ...	4974 14	
Profit as per last Balance Sheet	23921 88	...	27769 19	(ix) Due from Banking companies	—	
Less: Appropriations:				<b>6 Bills receivable being bills for collection as per contra:</b>		
Dividend	7640 50	7640—50		(i) Payable in India	12129 32	
Added to Reserve Fund	3000 00	5500=00		(ii) Payable outside India	—	
Added to Contingent Fund	1280 84	2207=97		<b>7 Constituents liabilities for Acceptances, Endorsements and Other Obligations per contra:</b>		
Added to Gratuity Fund	—	658=71		Nil	—	12129 32
Provision for Income-tax	9989 80	10000=00		<b>8 Premises: Less Depreciation</b>		
Provision for Fluctuation of Investments	700 00	Nil	26007 18	Nil	—	
Balance	1310 74	...	1762 01	<b>9 Furniture and Fixtures less depreciation: Furniture and fixture at cost</b>	16430 97	16430 97
Add: Profit for the year brought from the Profit and Loss Account	26458 45	...	6734 52	Addition during the year	87 86	87 86
<b>10 Contingent Liabilities:</b>				Less Sales during the year	16518 83	16518 83
Rs. 19750/- on letters of guarantee given on behalf of our constituents secured against Fixed Deposits with this Bank	27769 19	...	8436 53	Less depreciation written off up to date	16518 83	9918 83
Total	2494902 52	...	2259011 87	<b>10 Other Assets Including Silver</b>	7794 41	7794 41
				Interest accrued on G. P. Notes	200 00	200 00
				(i) Advances recoverable in cash	13388 68	13388 68
				(ii) Advance payment of Income-Tax	2091 35	2091 35
				(iii) Suspense	77 82	77 82
				(iv) Stamps	—	—
				(v) Balances with the Indo-Commercial Bank Ltd. Kumbakonam & Tiruvarur	2382 36	2382 36
				(vi) Non-Banking assets acquired in satisfaction of claims: Property	—	—
				Total	—	2259011 87

V. KRISHNAMURTHI, Director.

T. D. GOVINDASWAMI, Director.

M. V. BALARAM, Director.

G. S. SWAMINATHAN, Director & President.

R. SUBRAMANIAN, Managing Director.

The Balance Sheet of The City Forward Bank Limited as on 31.12.1963



## The Kumbakonam City Union Bank Limited, Kumbakonam.

( Regd. Office : 139, Big Street, Kumbakonam. )

### 89TH DIRECTORS' REPORT.

1. The Directors have the pleasure to append the statement of assets and liabilities and the Profit and Loss Account of the Bank for the half year ended 30th June, 1965.

2. Figures in the statement :—

The net profit for the half year after making provision for Income-tax	--	Rs.	35,583	91
Brought forward from the last year	--	Rs.	5,697	25
<b>Total</b>	--	Rs.	<b>41,281</b>	<b>16</b>

3. The Directors have appropriated the above sum as under:

(a) To reserve fund, being over 20 per cent of the disclosed profit	--	Rs.	7,122	00
(b) To pay an interim dividend at 7% p. a., (subject to tax) for the half-year ended 30th June, 1965 which will absorb	--	Rs.	23,649	50
(c) To carry over	--	Rs.	10,509	66
<b>Total</b>	--	Rs.	<b>41,281</b>	<b>16</b>

4. The dividend for the half-year had been fixed at 7% p. a., as directed by the Reserve Bank of India.

5. The Directors are glad to present this first Balance Sheet after the amalgamation of the City Forward Bank Ltd., and The Union Bank Ltd., with the Kumbakonam Bank Ltd., on 26-4-1965, and take this opportunity to thank all the shareholders and constituents of the amalgamated banks for their co-operation and support.

6. The Directors have pleasure to report that, consequent on the amalgamation, the Bank has now a net work of 21 branches in Thanjavur and Tiruchirapalli Districts.

7. The Directors convey their thanks to the Reserve Bank of India for their kind guidance and help in the amalgamation and to the many well-wishers and constituents of the Bank for the encouragement and help they have been extending to it and hope they will continue their warm support.

Office of the  
Kumbakonam City Union Bank Ltd.,  
Kumbakonam.  
25-9-1965.

( By order of the Board ),  
**R. VENKATARAMANY,**  
Chairman.



The First Directors' Report of The Kumbakonam City Union Bank Limited,  
after amalgamation, as on 30.06.1965





Continued from the previous page.

**THE KUMBAKONAM CITY UNION**  
Balance Sheet as

**BANK LIMITED, KUMBAKONAM.**  
at 30th June, 1965.

Corresponding figure for 30-6-1964		30th June, 1965		30th June, 1965	
Rs.	Ps.	Rs.	Ps.	Rs.	Ps.
1,37,53,827	14	1,39,53,742	20	1,40,82,833	35
20,875	91	23,911	53	58,09,680	93
2,51,916	21	2,55,613	86	6,08,442	98
1,36,462	50	1,40,840	20	Nil	
14,973	53	2,55,638	23	69,37,473	49
2,04,374	52	2,008	13	8,054	00
2,136	75	12,375	54		
16,214	61	14,665	72		
12,403	89	829	60		
970	66	18,944	47		
7,573	56	1,870	73		
1,670	73	69,215	86		
69,215	86	5,21,770	70		
4,45,916	52	87,000	00	24,150	00
57,873	33	39,053	25	8,054	00
29,467	50	33,266	00		
6,600	00			24,715	00
10,244	34			Nil	
3,000	00				
1,000	00				
600	00				
1,396	00				
5,675	49				
1,45,02,538	78	1,48,75,038	29	1,43,68,467	21

Corresponding figure for 30-6-1964		PROPERTY AND ASSETS.		30th June, 1965	
Rs.	Ps.	Rs.	Ps.	Rs.	Ps.
1,38,77,000	26	Brought forward			
60,26,834	50	Particulars of Advances:			
5,97,372	41	(i) Debts considered good in respect of which the banking company is fully secured			
10,384	15	(ii) Debts considered good for which the banking company holds no other security than the debtors' personal security			
Nil		(iii) Debts considered good secured by the personal liabilities of one or more parties in addition to the personal security of the debtors			
66,34,691	06	(iv) Debts considered doubtful or bad, not provided for			
3,981	64	(v) Debts due by directors or officers of the banking company or any of them, either severally or jointly with any other persons (fully secured)			
34,188	52	(vi) Debts due by companies or firms in which the directors of the banking company are interested as directors, partners, or managing agents or in the case of private companies, as members			
5,164	82	(vii) Maximum total amount of advances including temporary advances made at any time during the year to directors, managers, or officers of the banking company, or any of them, either severally or jointly with any other persons			
		(viii) Maximum total amount of advances including temporary advances granted during the year to companies or firms in which the directors of the banking company are interested as directors, partners or managing agents or in the case of private companies, as members			
2,51,916	21	(ix) Due from banking companies			
Nil		6. BILLS RECEIVABLE BRING BILLS FOR COLLECTION as per contra:			
Nil		(i) Payable in India			
Nil		(ii) Payable outside India			
1,41,39,006	47	Carried over			

The First Balance Sheet of The Kumbakonam City Union Bank Limited, after amalgamation, as on 30.06.1965







**BANK LIMITED, KUMBakonam.**  
the half year ended 30th June, 1965.

INCOME		(Less provision made during the half year for Bad and Doubtful Debts and other usual or necessary provisions.)		30th June, 1965	
Rs.	P.	Rs.	P.	Rs.	P.
4,14,574	95	...	...	4,41,485	78
33,931	59	...	...	38,709	16
887	85	...	...	504	12
378	61	Nil	Nil	—	—
—	—	Nil	Nil	—	—
5,300	29	...	...	5,387	65
4,65,083	29	TOTAL	...	4,84,087	70

Corresponding figure for 30-6-1964.

1. Interest and Discount \*  
2. Commission, Exchange and Brokerage  
3. Rent  
4. Net profit on sale of investments, gold and silver, land premises and other assets, (not credited to Reserves or any particular Fund or Account)  
5. Net profit on revaluation of investments, gold and silver, land, premises and other assets (not credited to Reserves or any particular Fund or Account)  
6. Income from non-banking assets and profit from sale of, or dealing with, such assets  
7. Other receipts

\* Note: Rs. 35,610 has been provided for tax out of "Interest and Discount"

R. Venkataramany Aiyar,  
Chairman, 18-9-65.  
K. Narayanasamy,  
Secretary, 18-9-65.

Directors:-  
R. Mahalinga Aiyar, 18-9-65  
K. Ram. S. Chokkalingam Chettiar, 18-9-65  
M. K. Subramaniam, 18-9-65  
G. V. Venkatarama Aiyar, 18-9-65  
K. Chandrasekhara Aiyar, 19-9-65  
T. Sampath, 20-9-65  
M. V. Baharama Aiyar, 20-9-65  
A. V. Narayanasami Pillai, 21-9-65  
R. Kandasamy Mooppanar, 21-9-65  
R. Narayanasami Aiyar, 22-9-65  
N. Dasarethy, 22-9-65  
G. S. Swaminatha Chettiar, 22-9-65

**AUDITORS' REPORT.**

We have audited the Balance Sheet of the Kumbakonam City Union Bank Ltd., Kumbakonam, as at 30th June, 1965, and also the Profit and Loss Account of the Bank for the half year ended on that date in which are incorporated the returns of all the Branches audited by us.

In accordance with the provisions of Section 29 of the Banking Companies Act, 1949, read with the proviso to sub-section (1) and (2) of section 211, and sub-section (5) of section 211, and 217 (5) of the Companies Act, 1956, the Balance Sheet and Profit and Loss Account are correct in all material respects.

Continued next page.

**THE KUMBakonam CITY UNION**  
Profit & Loss Account for

EXPENDITURE.		30th June, 1965.	
Rs.	P.	Rs.	P.
2,66,279	59	2,76,264	05
99,653	29	1,24,193	20
3,127	10	1,450	00
1,02,780	39	13,450	64
14,180	25	370	65
1,454	35	7,609	78
6,422	18	1,050	00
950	00	5,895	23
2,205	35	13,417	07
9,791	75	4,893	17
Nil	Nil	35,683	91
3,619	91	4,84,087	70
Nil	Nil	...	...
66,349	54	...	...
4,65,083	29	TOTAL	...

1. Interest paid on deposits, borrowings, etc.  
2. Salaries and allowances and Provident Fund: \*\*  
3. Directors' and Local Committee Members' fees and allowances  
4. Rent, Rates, Insurance, Lighting, etc.  
5. Law Charges  
6. Postage, Telegrams and Stamps  
7. Auditors' Fees  
8. Depreciation on and repairs to the Banking company's property  
9. Stationery, Printing, Advertisement, etc.  
10. Loss from sale of or dealing with non-banking assets  
11. Other Expenditure  
12. Loss on Sale of Government Securities  
13. Balance of Profit

\*\* Fee-note: Particulars of remuneration relating to the Secretary, Chief Executive Officer:-

(i) Salary Rs. 4,656 16  
(ii) Dearness Allowance Rs. —  
(iii) Sitting fees Rs. —  
(iv) Bonus Rs. 400 00  
(v) Employer's contribution to provident fund, pension fund or any other superannuation fund Rs. 5,056 16  
(vi) Payments by way of gratuities, pensions, or otherwise in excess of the employer's contributions and interest thereon Nil  
(vii) the monetary value of any other benefits or perquisites Nil

Note:- The corresponding figures for the half year ended as at 30-6-1964 represent the aggregate of the corresponding figures of the three amalgamated banks viz. The Kumbakonam Bank Ltd., The City Forward Bank Ltd., and the Union Bank Ltd., as on the said date.

The First Statement of Profit & Loss Account of The Kumbakonam City Union Bank Limited after amalgamation as on 30.06.1965



Continued from the previous page.

Loss Account are not required to be and are not drawn up in accordance with the sixth Schedule to the Companies Act, 1956; They are therefore drawn up in conformity with Forms A & B of the Third Schedule to the Banking Companies Act, 1949.


We report that:— (a) We have obtained all the information and explanations which to the best of our knowledge and belief, were necessary for the purpose of our audit and have found them to be satisfactory; (b) the transactions of the Bank which have come to our notice have been within the powers of the Bank; (c) in our opinion, proper books of account as required by law have been kept by the Bank so far as appears from our examination of those books and proper returns adequate for the purpose of our audit have been received from the Branches of the Bank; (d) the Bank's Balance Sheet and Profit and Loss Account dealt with by this report are in agreement with the books of accounts and returns and (e) in our opinion and to the best of our information and according to the explanations given to us, the said accounts give the information required by the Companies Act, 1956, in the manner so required for Banking Companies and on such basis the said Balance Sheet gives a true and fair view of the state of affairs of the Bank as at 30th June, 1965 and the Profit and Loss Account gives a true and fair view of the profit for the half year ended upon that date.

K. NARAYANASAMI & Co.,  
Chartered Accountants.

G. NATESAN & Co.,  
Chartered Accountants.

S. VENKATARAMAN, B.A., F.C.A.,  
Chartered Accountant.

Kumbakonam. 21st September, 1965.





## The Kumbakonam Bank Limited, Kumbakonam.

### PROGRESS STATEMENT OF THE BANK FROM 1904 to 1964

(Amount rounded off to nearest rupee)

Year	Paid up Capital	Reserve Fund & Other Reserves	Deposits	Investments	Advances	Net Profit	Dividend %
1	2	3	4	5	6	7	8
1904-06	22,452	-	-	18,308	6,494	2,450	-
1907-09	44,510	41	522	31,142	18,637	6,436	-
1909	26,812	-	3,358	7,463	24,257	1,816	-
<b>1910</b>	<b>55,244</b>	<b>248</b>	<b>13,253</b>	<b>18,964</b>	<b>53,835</b>	<b>5,036</b>	<b>9.60</b>
1911	52,128	896	28,419	17,884	69,747	5,253	9.00
1912	74,174	1,193	44,035	12,390	1,11,194	7,336	9.00
1913	54,830	1,708	26,454	2,500	87,434	8,655	9.00
1914	93,720	3,283	36,630	590	1,38,680	9,023	9.00
<b>1915</b>	<b>1,11,404</b>	<b>7,495</b>	<b>72,043</b>	-	<b>1,90,752</b>	<b>11,738</b>	<b>9.00</b>
1916	1,52,436	12,053	1,11,841	-	2,59,036	14,098	9.00
1917	1,39,436	17,832	1,84,661	-	3,06,608	18,763	9.00
1918	1,56,444	28,676	2,78,604	2,000	3,46,753	17,884	9.00
1919	1,45,958	37,177	2,31,692	2,000	3,98,586	22,572	9.00
<b>1920</b>	<b>1,58,426</b>	<b>49,351</b>	<b>2,01,704</b>	<b>2,000</b>	<b>4,06,067</b>	<b>23,655</b>	<b>9.00</b>
1921	1,50,914	64,437	2,77,120	-	4,41,534	23,270	10.50
1922	1,56,982	74,658	2,28,776	-	4,43,139	25,055	12.00
1923	1,51,974	83,536	2,75,692	-	4,52,589	21,682	12.00
1924	1,56,780	90,860	4,48,797	-	5,99,953	22,294	13.00
<b>1925</b>	<b>1,56,838</b>	<b>1,05,000</b>	<b>5,55,950</b>	-	<b>6,40,022</b>	<b>23,825</b>	<b>13.00</b>
1926	1,56,882	1,06,937	7,11,591	1,69,432	6,16,278	26,428	14.00
1927	1,55,410	1,13,622	8,99,340	4,64,967	6,21,561	31,060	15.00
1928	1,61,628	1,22,859	8,79,049	4,03,003	6,94,913	35,630	16.00
1929	1,56,234	1,33,401	9,77,758	3,95,721	8,40,556	39,819	17.50
<b>1930</b>	<b>1,60,065</b>	<b>1,47,085</b>	<b>11,18,757</b>	<b>2,53,211</b>	<b>10,84,989</b>	<b>40,701</b>	<b>18.00</b>
1931	1,59,625	1,58,495	11,67,144	3,59,127	9,88,314	35,877	18.00
1932	1,59,650	1,67,225	15,47,806	5,70,675	10,26,089	27,462	15.00
1933	1,59,650	1,70,215	14,88,339	5,73,908	10,41,813	28,062	15.00
1934	1,59,650	1,80,475	14,33,100	4,13,292	10,43,145	28,888	14.00
<b>1935</b>	<b>1,59,650</b>	<b>1,87,302</b>	<b>14,98,281</b>	<b>2,77,594</b>	<b>12,22,894</b>	<b>28,966</b>	<b>14.00</b>
1936	2,82,575	1,88,335	16,40,442	1,66,664	13,58,524	30,810	10.00



## The Kumbakonam Bank Limited, Kumbakonam.

### PROGRESS STATEMENT OF THE BANK FROM 1904 to 1964

(Amount rounded off to nearest rupee)

Year	Paid up Capital	Reserve Fund & Other Reserves	Deposits	Investments	Advances	Net Profit	Dividend %
1	2	3	4	5	6	7	8
1937	2,82,575	2,99,139	16,58,726	1,81,753	16,24,423	32,992	8.50
1938	2,82,575	2,09,439	11,90,645	3,00,830	11,66,388	33,898	7.50
1939	2,82,575	2,13,015	10,81,441	3,34,954	10,02,249	25,956	7.00
<b>1940</b>	<b>2,82,575</b>	<b>2,11,194</b>	<b>11,51,836</b>	<b>2,98,523</b>	<b>9,07,679</b>	<b>27,160</b>	<b>7.00</b>
1941	2,82,575	2,15,188	15,25,460	4,24,935	8,85,910	26,688	7.00
1942	2,82,575	2,11,374	17,98,335	5,24,720	7,15,952	23,710	6.00
1943	2,82,575	2,13,408	25,56,699	6,79,966	8,60,836	34,795	6.25
1944	3,29,960	2,20,457	25,31,234	7,22,246	14,31,133	49,065	7.00
<b>1945</b>	<b>3,29,960</b>	<b>2,20,073</b>	<b>34,89,427</b>	<b>8,75,621</b>	<b>19,14,438</b>	<b>49,100</b>	<b>7.00</b>
1946	3,29,960	2,29,226	41,75,428	8,17,158	26,03,582	72,831	7.50
1947	3,29,960	2,42,218	37,59,595	8,67,056	22,79,369	54,069	7.50
1948	3,30,660	2,43,944	34,98,931	9,33,212	22,57,223	67,334	7.50
1949	3,32,580	2,54,708	37,84,549	9,11,435	26,77,440	72,792	7.50
<b>1950</b>	<b>3,34,480</b>	<b>2,80,360</b>	<b>41,02,007</b>	<b>10,35,315</b>	<b>27,99,650</b>	<b>91,284</b>	<b>8.50</b>
1951	3,36,580	3,16,643	44,63,159	14,71,184	24,49,024	98,594	9.00
1952	3,36,910	3,40,193	52,33,705	16,95,292	26,88,081	79,116	9.00
1953	3,37,450	3,57,832	53,74,314	17,49,124	29,04,419	92,714	9.00
1954	3,47,310	4,08,042	62,05,906	24,23,097	24,89,992	83,144	9.00
<b>1955</b>	<b>3,48,400</b>	<b>4,09,420</b>	<b>65,36,112</b>	<b>28,15,475</b>	<b>32,79,221</b>	<b>76,784</b>	<b>9.00</b>
1956	3,48,540	4,09,062	79,63,819	33,03,697	44,28,759	85,270	9.00
1957	3,58,615	4,50,230	94,40,111	35,37,645	54,86,436	1,05,858	9.00
1958	3,95,435	4,75,064	1,02,59,561	36,92,065	62,18,840	1,36,369	10.00
1959	4,34,935	5,24,389	1,11,96,504	34,86,570	72,93,777	1,42,840	13.00
<b>1960</b>	<b>4,35,125</b>	<b>5,67,940</b>	<b>1,25,47,273</b>	<b>42,64,384</b>	<b>75,45,906</b>	<b>2,14,230</b>	<b>13.00</b>
1961	4,35,225	6,11,847	1,10,89,527	39,42,850	68,46,695	1,99,903	12.00
1962	5,00,000	5,76,555	1,12,10,969	43,23,551	54,60,725	1,36,342	12.00
1963	5,00,000	6,29,563	99,38,134	44,77,070	48,79,868	45,763	8.00
1964	5,00,000	6,38,338	90,98,548	34,54,471	57,01,390	54,666	7.00

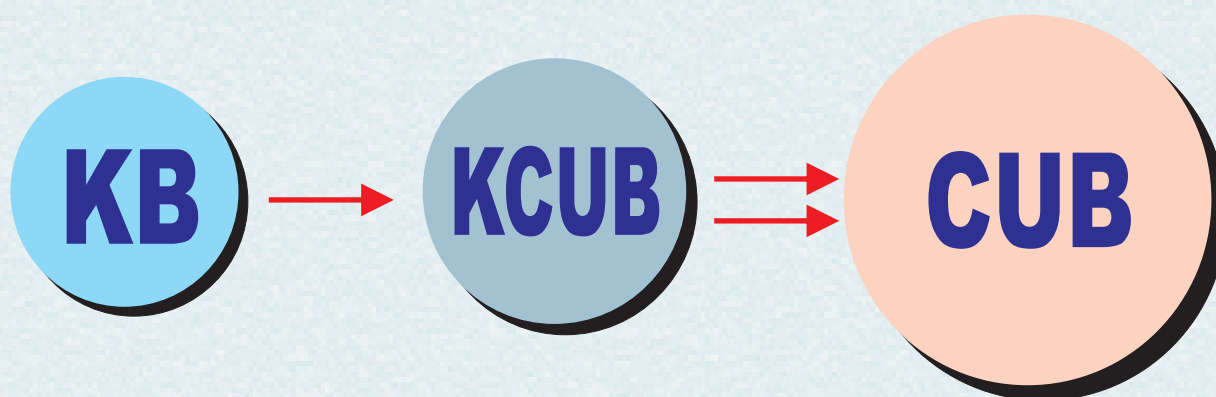




**The Kumbakonam City Union Bank Limited, Kumbakonam.**  
**AFTER AMALGAMATION DURING APRIL 1965**  
**PROGRESS STATEMENT OF THE BANK FROM 1965 to 1986**

(Amount in Lakhs of Rs.)

Year	Paid up Capital	Reserve Fund & Other	Deposits	Investments	Advances.	Net Profit	Dividend %	Number of Branches
1	2	3	4	5	6	7	8	9
1965	6.76	8.32	129.88	43.38	64.66	0.58	6.50	20
1966	6.76	8.39	141.03	41.62	94.44	0.60	6.50	21
1967	6.76	8.57	159.82	39.39	106.84	0.69	6.50	21
1968	6.76	8.74	180.85	41.37	131.58	0.83	10.00	23
1969	6.76	9.24	228.84	51.04	168.11	0.82	8.00	25
1970	6.76	9.42	258.31	62.33	177.19	1.15	9.00	27
1971	6.76	9.95	301.67	80.71	199.24	1.39	9.00	29
1972	6.76	10.52	356.24	94.08	236.15	1.44	9.00	31
1973	6.76	12.12	463.08	134.08	290.01	1.66	10.00	34
1974	6.76	12.89	556.32	150.41	368.75	2.11	10.00	34
1975	6.76	14.57	663.42	169.19	448.98	3.06	10.00	39
1976	6.76	17.98	726.68	194.71	472.50	3.71	12.00	41
1977	6.76	186.5	893.94	223.80	569.76	3.83	12.00	45
1978	6.76	21.53	1149.40	283.10	708.22	3.94	14.00	50
1979	6.76	24.68	1415.76	355.17	883.20	4.04	12.00	52
1980	6.76	26.18	1701.29	421.82	1024.24	4.09	12.00	57
1981	6.76	29.17	2100.13	471.30	1319.54	4.29	14.00	62
1982	10.00	31.87	2516.59	530.90	1673.74	5.32	14.00	66
1983	10.00	34.57	3063.68	694.62	1952.13	5.60	14.00	74
1984	10.00	36.57	3681.50	794.43	2494.97	5.62	14.00	76
1985	10.00	41.07	4663.12	1106.38	3312.36	6.87	14.00	77
1986	20.00	65.84	6076.31	1652.35	3856.89	26.65	15.00	77

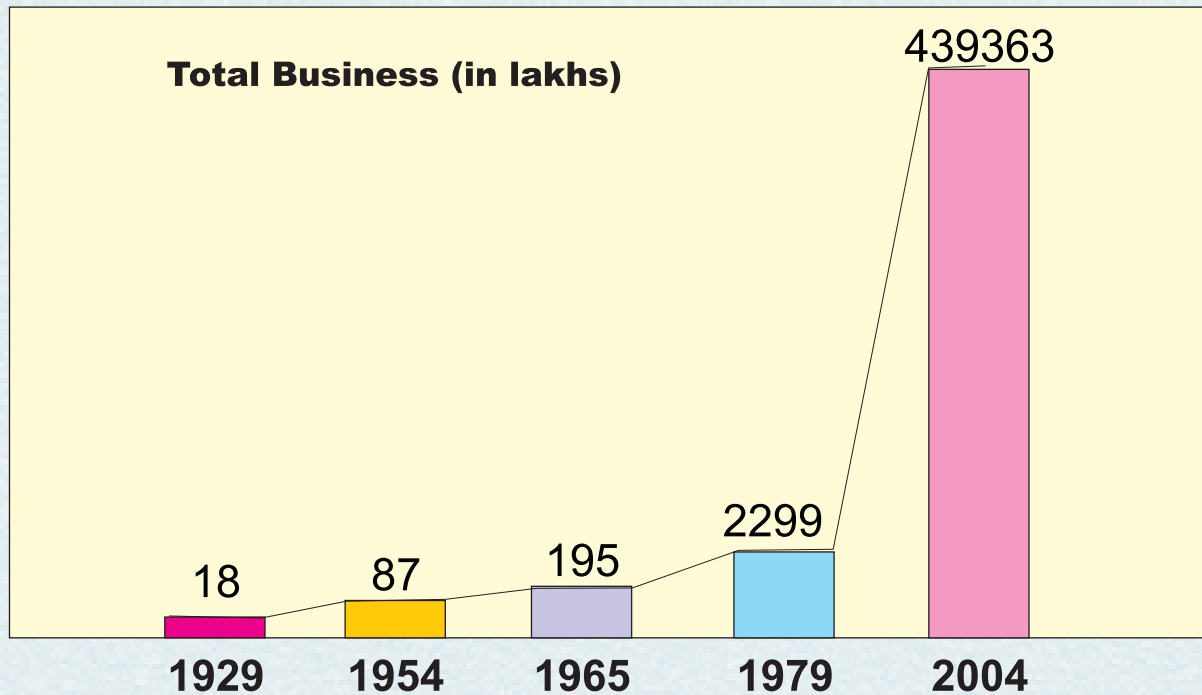


## City Union Bank Limited, Kumbakonam AFTER CHANGE OF NAME IN DECEMBER 1987

(Amount in Lakhs of Rs.)

Year	Paid up Capital	Reserve Fund & Other Reserves	Deposits	Investments	Advances.	Net Profit	Dividend %	Number of Branches	No. of Staff	Intrinsic Value of Rs.10/- Share	Earning Rate %
1	2	3	4	5	6	7	8	9	10	11	12
1987	50.00	97.37	7274.54	1995.19	4699.95	35.94	16.00	77	763	29.25	130.70
1988-89 (15 Months)	50.00	164.67	10131.38	2656.89	6124.71	77.32	20.00	80	828	42.94	154.64
1989-90	100.00	235.82	12689.00	3579.84	7523.98	79.13	16.00	80	913	33.58	158.26
1990-91	100.00	318.97	14671.00	4346.39	8973.89	101.13	18.00	80	919	41.90	101.13
1991-92	150.00	448.99	19231.74	6162.93	10739.09	150.02	20.00	83	925	39.93	150.02
1992-93	225.00	653.15	26427.60	7890.63	14197.98	200.02	22.00	85	1075	39.04	133.35
1993-94	299.41	852.45	34649.83	9411.43	19039.60	220.03	25.00	92	1125	38.40	92.71
1994-95	444.45	1420.97	45726.17	14045.44	27206.19	582.15	25.00	96	1171	41.45	169.80
1995-96	540.00	2353.00	57205.00	16641.00	38526.00	954.00	25.00	98	1207	53.58	208.48
	*450.00										
1996-97	540.00	3275.00	78787.00	23010.00	47641.00	1111.00	30.00	100	1330	70.65	205.72
	*450.00										
1997-98	1800.00	4467.00	102182.00	32752.00	57552.00	1145.00	25.00	100	1376	34.82	123.83
1998-99	2400.00	6700.00	122696.00	47528.00	66644.00	1225.00	20.00	105	1355	37.92	55.70
1999-00	2400.00	7974.00	134048.00	53094.00	76939.00	2006.00	25.00	109	1352	43.22	83.57
2000-01	2400.00	9442.00	161162.00	64333.00	88338.00	2130.00	25.00	114	1352	49.34	88.75
2001-02	2400.00	11822.00	197371.00	91120.00	101105.00	2844.00	40.00	118	1361	59.26	118.50
2002-03	2400.00	14077.00	231737.00	109920.00	121447.00	3337.00	40.00	123	1408	68.65	139.04
2003-04	2400.00	17885.00	284665.00	127900.00	154698.00	5704.00	60.00	128	1396	84.52	237.67


\* Fully Convertible Debentures (Tier II Capital)







*"The History of a Century"  
scripted by...*



## List of Former Directors of the Bank since its incorporation on 31st October, 1904

**The Kumbakonam Bank Ltd, The Kumbakonam City Union Bank Ltd, City Union Bank Ltd.,**

Name	From	To	Years
T.S. Raghavachariar	1904		
R. Santhanam Aiyer	1909	1926	17
T.P. Venkatesan Chettiar	1909	1913	4
C.K. Srinivasa Iyengar	1909	1921	12
T.S. Vasudeva Chettair	1909	1913	4
J.S. Krishnaswami Aiyengar	1909	1913	4
A.B. Venkatachalam Chettiar	1909	1919	10
A.T. Venkatanarayana Pillai	1909	1928	19
V. Krishnaswami Aiyengar	1909	1941	32
S. Krishna Aiyer	1909	1909	1
P.S. Swaminatha Chettiar	1909	1909	1
S. Muthuswami Aiyer	1909	1935	26
A.R. Chakrapani Chettiar	1909	1913	4
A.R. Venkatarama Chettiar	1911	1923	12
T.A. Venkatarama Aiyer	1913	1916	3
A. Sundaresa Sastrigal	1913	1918	5
C.S. Venkatarama Sastrigal	1913	1925	12
S. Sivagurunatha Chettiar	1914	1926	12
S. Appu Sastrigal	1914	1923	9
T.P. Balakrishna Chettiar	1914	1923	9
M.C.N. Muthukumara Chettiar	1915	1935	20
T.P. Sreenivasa Aiyer	1915	1916	1
K.S. Kothandarama Aiyer	1916	1919	3
V. Swaminatha Mudaliar	1917	1939	22
M.K. Vaidyanatha Aiyer	1917	1949	32
T.V. Sreenivasa Aiyengar	1918	1922	4
A.B. Rajagopala Aiyer	1919	1922	3
A.R. Gopalakrishna Chettiar	1920	1926	6
N. Thiruvengadatha Aiyengar	1921	1936	15
S. Kuppusamy Chettiar	1922	1928	6
N. Kasturiranga Aiyengar	1923	1923	1
A.R. Rajagopala Chettiar	1923	1954	28
G.V. Venkatarama Aiyer	1923	1967	44
S. Swaminatha Sastrigal	1924	1925	1
M.K.R. Narayanaswami Naidu	1926	1950	24
T.V. Lakshmana Chettiar	1926	1929	3
G.S. Subbaraya Chettiar	1926	1927	1
K.K. Venkatachalapathy Aiyer	1928	1931	3
A.V. Narayanasami Pillai	1928	1970	42
S. Natesa Aiyer	1930	1938	8



## List of Former Directors of the Bank since its incorporation on 31st October, 1904

**The Kumbakonam Bank Ltd, The Kumbakonam City Union Bank Ltd, City Union Bank Ltd.,**

Name	From	To	Years
Giri Ramaswami aiyer	1932	1934	2
N. Venkatarama Aiyer	1934	1936	2
Dr. M.K. Sambasiva Aiyer	1934	1936	2
K.S. Narayanasami Aiyer	1934	1941	7
T.R. Ragunatha Rao	1936	1945	9
K. Balasubramania Aiyer	1938	1959	11
K. Ragahvachariar	1941	1951	10
V. Raghavachariar	1943	1946	3
R. Venkataramani Aiyer	1949	1970	21
D. Chockalinga Chettiar	1949	1949	1
S. Vaidyanathan	1951	1957	6
S. Seshappa Aiyer	1951	1972	21
R. Mahalinga Aiyer	1951	1968	17
V. Subramanya Aiyer	1951	1954	3
K. Chandrasekara Aiyer	1951	1965	14
S. Mahalinga Aiyer	1926	1963	37
R. Narayanasami Aiyer	1957	1982	25
R. Kandasami Moopnar	1952	1967	15
N. Ramadasa Aiyer	1951	1955	4
N. Dasarathy Aiyer	1958	1980	22
G.S. Swaminatha Chettiar	1965	1982	17
K. Narayanasami Aiyer	1968	1969	1
T.K. Krishnamoorthy Aiyer	1969	1982	13
T. Sampath	1947	1966	19
M.V. Balarama Aiyer	1965	1982	17
K. Sampath	1990	1997	7
K.G. Ramanathan	1992	1999	7
R. Jayaraman	1992	1999	7
K. Sambasivam	1992	1994	2
S. Thiagarajan	2000	2001	1
W.R. Krishnamoorthi Rao	1971	1982	11
V.S. Ramamurthi Aiyer	1973	1979	6
N. Navaneethakrishnan	1976	1983	7
R. Sankaran	1981	1982	1
S. Subramanian	1982	1989	7
K.G. Mohandas	1982	1989	7
C. Govindan	1983	1990	7
S. Kothandaraman	1983	1990	7
T.M. Ramachandran	1983	1990	7
R. Vijayaraghavan	1988	1995	7
SP.L. Subramanian	1984	1991	7
N. Narayanasamy	1992	1999	7





## List of Former Directors of the Bank since its incorporation

### The Union Bank Limited

Name	From	To	Years
N. Krishnasami Aiyengar	1909	1928	19
V.K. Ramanujachari	1909	1918	10
S. Subba Aiyer	1909	1913	5
C.A. Mahadeva Sastri	1909	1918	10
C.R. Lakshmiwaraha Aiyengar	1909	1935	27
A.B. Venkatachala Chettiar	1909	1918	9
A.T. Venkatanarayana Pillai	1909	1922	6
T.P. Venkitesan Chettiar	1911	1913	3
J.B. Ramasami Aiyer	1913	1917	5
Kannappa Chettiar	1913	1915	3
S. Kuppusami Chettiar	1914	1915	2
K.R.M. Singaram Chettiar	1917	1955	14
A.R. Viswanatha Chettiar	1945	1964	20
K.R.M.S. Chokkalingam Chettiar	1947	1965	19
T.S.I. Seetharama Chettiar	1959	1964	6
R. Sundaram	1961	1961	1
M.K. Subramanian	1962	1966	5
A.R. Gopalakrishna Chettiar	1919	1922	4
A.R. Venkatarama Chettiar	1919	1943	25
J.B. Venkatachalapathi Aiyer	1923	1925	6
V.R. Srinivasan	1923	1936	14
T. Krishnaswami Aiyengar	1923	1935	13
A.R. Rama Iyer	1926	1960	35
T.V. Lakshmana Chettiar	1929	1930	2
K. Sarangapani Aiyengar	1931	1963	31
A. Veerayya Vandayar	1932	1936	5
V. Panchapakesa Aiyer	1935	1935	1
S. Rajagopala Aiyengar	1936	1936	1
A. Subramania Aiyer	1936	1944	9
N. Srinivasa Aiyengar	1937	1956	19
S. Srinivasaraghava Aiyengar	1940	1951	12

### CITY FORWARD BANK LTD.

M.C.N. Muthukumara Chettiar	V. Nadimuthu Pillai
M.R. Natesa Aiyer	M.V. Balarama Aiyer
M.V.K. Venkataramier	R. Subramania Sastrigal
T.R. Thiyagaraja Sastrigal	T.R. Manickam Pillai
G.S. Subbaraya Chettiar	G.S. Swiminatha Chettiar
K.S. Venkatrama Aiyer	T.D. Govindasami Pillai
R. Muthusami Aiyer	



**The Kumbakonam Bank Ltd. / The Kumbakonam City Union Bank Ltd. /  
City Union Bank Ltd.**

**LIST OF FORMER EXECUTIVES**

**PRESIDENTS :**

	<b>Name</b>	<b>From</b>	<b>To</b>
Sri	C.K. Srinivasa Aiyengar	21.3.1909	14.2.1921
„	S. Sivagurunatha Chettiar	14.2.1921	5.8.1926
„	M.C.N. Muthukumara Chettiar	5.8.1926	10.4.1927
„	N. Thiruvengada Aiyengar	10.4.1927	9.2.1936
„	V. Krishnaswami Aiyengar	9.2.1936	3.8.1941
„	M.K. Vaidyanatha Aiyer	3.8.1941	26.10.1946
„	S. Vaidyanatha Aiyer	4.2.1947	1956
"	S. Mahalinga Aiyer	1959	1962

**VICE - PRESIDENTS :**

	<b>Name</b>	<b>From</b>	<b>To</b>
Sri	A.B. Venkatachalam Chettiar	21.3.1909	17.2.1919
„	M.C.N. Muthukumara Chettiar	17.2.1919	5.8.1926
„		16.2.1929	16.2.1935
„	V. Swaminatha Mudaliar	5.8.1926	16.2.1929
„	M.K. Vaidyanata Aiyer	16.2.1935	3.8.1941
„	S. Vaidyanatha Aiyer	3.8.1941	4.2.1947
„	R. Kandasami Moopnar	4.2.1947	1952

**MANAGING DIRECTOR**

Sri	S. Mahalinga Aiyer	1926	1963
-----	--------------------	------	------

**CHAIRMEN**

Sri	R. Venkataramani Aiyer	1963	1969
Sri	O.R. Srinivasan	1969	1976
„	K. Srinivasan	1977	1979
„	V. Narayanan	1980	2004



**The Kumbakonam Bank Ltd. / The Kumbakonam City Union Bank Ltd. /  
City Union Bank Ltd.**

**LIST OF FORMER EXECUTIVES**

**SECRETARIES**

Sri R. Santhanam Aiyer	1908	1925
„ S. Mahalinga Aiyer	1926	1928
„ K. Narayanasamy Aiyer	1962	1968
„ M. Ramamurthy	1967	-----
„ S. Ramamani Aiyer	1968	-----
„ R. Kuppa Bhattan	1969	1973
„ K. Srinivasan	1974	1976
„ V. Narayanan	1977	1979

**ASSISTANT SECRETARIES**

Sri M.S.Gopalakrishnan	1969	-----
„ V. Narayanan	1974	1976
„ C. Govindan	1977	1979
„ R. Narasimhachary	1977	1979

**FORMER EXECUTIVES**

K. Venkataraman	-	Chief General Manager
R. Shankaran	-	General Manager
T.M. Ramani	-	General Manager
K. Rengarajan	-	Deputy General Manager
S. Padmanaban	-	Deputy General Manager
S. Raghupathi	-	Deputy General Manager
R. Narasimhachary	-	Assistant General Manager
C. Govindan	-	Assistant General Manager
G.V. Krishnamurthy	-	Assistant General Manager
G. Aravamudan	-	Assistant General Manager
N. Palani	-	Assistant General Manager
V. Krishnan	-	Assistant General Manager
N. Ayyasamy	-	Assistant General Manager
K. Chandrasekaran	-	Assistant General Manager
S. Gopalan	-	Assistant General Manager
J.Sunderasan	-	Chief Officer
V. Ramakrishnan	-	Chief Officer
T. Balasubramanian	-	Chief Officer







Shri. **R. SANTHANAM AIYER**  
FOUNDER & FIRST SECRETARY (1904-1926)



Shri. **S. MAHALINGA AIYER**, B.A., B.L.,  
MANAGING DIRECTOR (1926-1963)